

East Greenwich
Budget to Actuals3

Fiscal Year	A	B	C	D	E	F	G	H	I	J
	2018	2019	2020	2020	2020	2020	2021	2022	2023	2024
1a Levy subject to 3.445-2	56,170	53,995	54,503				56,434	58,379	59,568	60,774
1b Motor Vehicle Levy	-	1,987	1,981				1,658	1,658	1,658	1,658
2 PILOT and Tax Treaties (Included in Levy)	-	74	64				-	-	-	-
3 PILOT and Tax Treaties (Excluded from Levy)	-	-	-				-	-	-	-
4 Adjustments to Current Year Levy	(41)	(42)	(40)				(40)	(40)	(40)	(40)
5 Adjustments to Prior Year's Levy	(23)	(8)	(20)				(20)	(20)	(20)	(20)
6 Current Year Collection Rate	97.7%	97.3%	97.6%			0.0%	98.1%	98.1%	98.1%	98.1%
7 Property Tax	56,157	55,915	56,440				57,990	59,928	61,092	62,299
8 Local Non-Property Tax Revenues	2,874	2,916	2,149				2,074	2,086	2,133	2,167
9 Federal Aid	-	-	-				-	-	-	-
10 State Aid	3,137	3,709	3,951				3,473	3,406	3,563	3,623
11 Other Revenue	148	113	36				26	26	26	26
12 Municipal Education Appropriation	-	-	-				-	-	-	-
13 Total Revenue	62,316	62,346	62,585	64,103			63,662	65,445	66,815	68,117
14 Financing Sources	608	639	596	43			553	553	553	553
15 Compensation	9,533	9,172	9,488				9,676	9,869	10,116	10,369
16 Overtime	1,271	1,250	976				993	1,013	1,038	1,063
17 Health Insurance	2,169	2,046	2,046				2,182	2,328	2,481	2,643
18 Other Benefits	1,007	1,050	1,200				1,349	1,500	1,659	1,822
19 Pension	1,628	1,650	1,770				1,806	1,842	1,888	1,935
20 OPEB	1,112	774	761				815	872	928	975
21 Operations	7,633	5,947	5,331				5,407	5,529	5,664	5,820
22 Municipal Education Appropriation	34,219	35,341	36,338				37,267	38,049	38,506	39,083
23 Municipal Debt Service	1,611	1,611	577				589	593	593	593
24 School Debt Service	4,169	4,159	4,148				4,132	4,204	4,206	4,204
25 Total Expenditures	63,920	63,510	63,654	63,538			64,114	65,998	67,368	68,659
26 Financing Uses	8	-	-	536			-	-	-	-
27 Net Change (row 13+14-25-26)	(1,005)	(724)	(572)	1,131			0	0	0	0
28 Appropriated Fund Balance	-	-	-	-			-	-	-	-
29 Prior Period Adjustments - MTP Non-audit	-	-	-	-			-	-	-	-
30 Prior Period Adjustments - Audit	-	12	-	527			-	-	-	-
31 Total Prior Period Fund Balance (rows 28 to 30)	-	7,803	-	-			-	-	-	-
32 Non-spendable**	-	-	-	-			-	-	-	-
33 Restricted**	107	65	-	-			-	-	-	-
34 Committed	-	-	-	-			-	-	-	-
35 Assigned	-	-	-	-			-	-	-	-
36 Unassigned	7,697	6,824	-	-			-	-	-	-
37 Enterprise Fund Net Position	-	-	-	-			-	-	-	-

*Total MTPA or Total Municipal Transparency Amount, is the financial activity for all reportable funds and is available for all reporting periods. For schools this reflects all funds of the school department excluding internal service and fiduciary funds, while for municipalities this includes financial statement general fund and some other funds such as special revenue, enterprise, and debt service. Inclusion and/or exclusion of funds is based on Municipal Transparency Portal Implementation Guidance. In general, excluded funds from municipal reporting are fiduciary, capital project, internal service, water, sewer, and storm water. Some Funds may be added or removed from one year to the next.

**The amounts reported in the columns with the headings marked Audited Actual (A,B) are derived from annual audit reports

***Fund balance classifications (rows 32 and 33) may include net position if Enterprise Fund activity is reported prior to FY19.

^ This Transparency Report is required under RI General Law 45-12-22.2 (d) to be signed and posted to the Municipality's website. Any missing data from any of the columns is due to this information not being currently available, the Municipality/School District falling to report in a prior period, or the information is not applicable.

^^^ The data found in this report has been summarized for the purposes of display. The raw data which includes department level information along with visualization tools, definitions, as well as a listing of definition and coding changes between years can be found by going to <http://www.municipalfinance.nj.gov> and clicking on Municipal Transparency Portal tabs. The Audited Actual information is derived from the MTP-2 report that can be found in the Municipality/Regional School District's corresponding fiscal year audit report under supplementary information. The details on which Funds are included in Total MTPA are provided in the Annual Supplemental Transparency Report (MTP2) and Combining Schedules of Responsible Government Services with reconciliation to MTP2, which can be found in the annual audit reports.

^^ Report in thousands

East Greenwich school district		A		B		C		D		E		F		G		H		I		J		
Budget to Actual 3		2018		2019		2020		2020		2020		2020		2021		2022		2023		2024		
Fiscal Year		Audited Actual**	Audited Actual**	Budget	Amended Budget	Actual	Projected	Year 2 Forecast	Year 3 Forecast	Year 4 Forecast	Year 5 Forecast	Total MTPA*	Total MTPA*	Total MTPA*	Total MTPA*	Total MTPA*	Total MTPA*	Total MTPA*	Total MTPA*	Total MTPA*	Total MTPA*	
1a	Levy subject to 5.44-5-2																					
1b	Motor Vehicle Levy																					
2	PLOD and Tax Treaties (Included in Levy)																					
3	PLOD and Tax Treaties (Excluded from Levy)																					
4	Adjustments to Current Year Levy																					
5	Adjustments to Prior Year's Levy																					
6	Current Year Collection Rate																					
7	Property Tax																					
8	Local Non-Property Tax Revenues	76	66	75				75	80			85	85								85	
9	Federal Aid	1,740	1,289	1,315				1,375	1,397			1,415	1,415								1,415	
10	State Aid	2,678	3,223	2,656				2,526	2,526			2,778	2,778								3,055	
11	Other Revenue	856	740	190				190	200			210	210								210	
12	Municipal Education Appropriation	34,019	35,341	35,358				37,367	38,049			38,506	38,506								39,083	
13	Total Revenue	38,568	40,759	40,603			39,419	41,432	42,247			42,992	42,992								43,848	
14	Financing Sources																					
15	Compensation	22,692	23,778	24,052				24,526	25,017			25,517	25,517								26,028	
16	Overtime	66	74	80				80	90			90	90								95	
17	Health Insurance	3,887	3,942	3,942				4,068	4,216			4,379	4,379								4,550	
18	Other Benefits	1,404	1,540	1,473				1,500	1,524			1,550	1,550								1,575	
19	Pension	2,475	2,657	2,583				3,042	3,103			3,165	3,165								3,229	
20	OPFB																					
21	Operations	8,515	8,593	8,063				8,225	8,397			8,291	8,291								8,371	
22	Municipal Education Appropriation																					
23	Municipal Debt Service																					
24	School Debt Service																					
25	Total Expenditures	39,039	40,430	40,603			39,142	41,632	42,247			42,992	42,992								43,848	
26	Financing Uses																					
27	Net Change (row 13+16-25-26)	(170)	329				277	0	(0)			0	0								(0)	
28	Appropriated Fund Balance																					
29	Prior Period Adjustments - MTP Non-audit																					
30	Prior Period Adjustments - Audit																					
31	Total Prior Period Fund Balance (rows 29 to 30)																					
32	Non-spendable***	2,573	2,017																			
33	Restricted***	595	320																			
34	Committed		1,054																			
35	Assigned																					
36	Unassigned																					
37	Enterprise Fund Net Position		100																			

*Total MTPA or Total Municipal Transparency Amount, is the financial activity for all reportable funds and is available for all reporting periods. For schools this reflects all funds of the school department excluding internal service and fiduciary funds, while for municipalities this includes financial statement general fund and some other funds such as special revenue, enterprise, and debt service. Inclusion and or exclusion of funds is based on Municipal Transparency Portal Implementation Guidance. In general, excluded funds are fiduciary, capital project, internal service, water, sewer, and storm water. Some Funds may be added or removed from one year to the next.

***The amounts reported in the columns with the headings marked Audited Actual (A,B) are derived from annual audit reports

****Fund balance classifications (rows 32 and 33) may include net position if Enterprise Fund activity is reported prior to FY19.


A This Transparency Report is required under RI General Law 45-12-22.2 (d) to be signed and posted to the Municipality's website. Any missing data from any of the columns is due to this information not being currently available, the Municipality/School District failing to report in a prior period, or the information is not applicable. The data found in this report has been summarized for the purposes of display. The raw data which includes department level information along with visualization tools, definitions, as well as a listing of definition and coding changes between years can be found by going to <http://www.municipalfinance-ri.gov/> and clicking on Municipal Transparency Portal tab. The Audited Actual information is derived from the MTP-2 report that can be found in the Municipality/Regional School District's corresponding fiscal year audit report under supplementary information. The details on which Funds are included in Total MTPA are provided in the Annual Supplemental Transparency Report (MTP2) and Combining Schedules of Reportable Government Services with Reconciliation to MTP2, which can be found in the annual audit reports.

no Report in thousands

All columns on pages 1 and 2, except for A and B, are based on the municipality's or school district's most currently available information at the time of submission and are unaudited; the financial information in these columns are subject to change.

This report may encompass the following reporting periods:

- o Adopted Budget Survey (§ 44-35-10 (b)) due within 30 days of final action on budget by Municipality/Regional School District
- o 5 Year Forecast (§ 44-35-10 (c)) due within 30 days of final action on budget by Municipality/Regional School District
- o Budget to Actual (§ 45-12-22.2 (b)) due 25 days after fiscal quarters 2, 3, and 4
- o Municipal Data Report (§ 45-12-22.2 (c)) due prior to finalization of Municipal/Regional School District audit (included in final audit as supplementary information).




Municipal Chief Executive Officer

11/29/2020
Date




Municipal Chief Financial Officer

11/19/2020
Date



Superintendent of Schools

11/19/2020
Date



School Business Manager

11/15/2020
Date